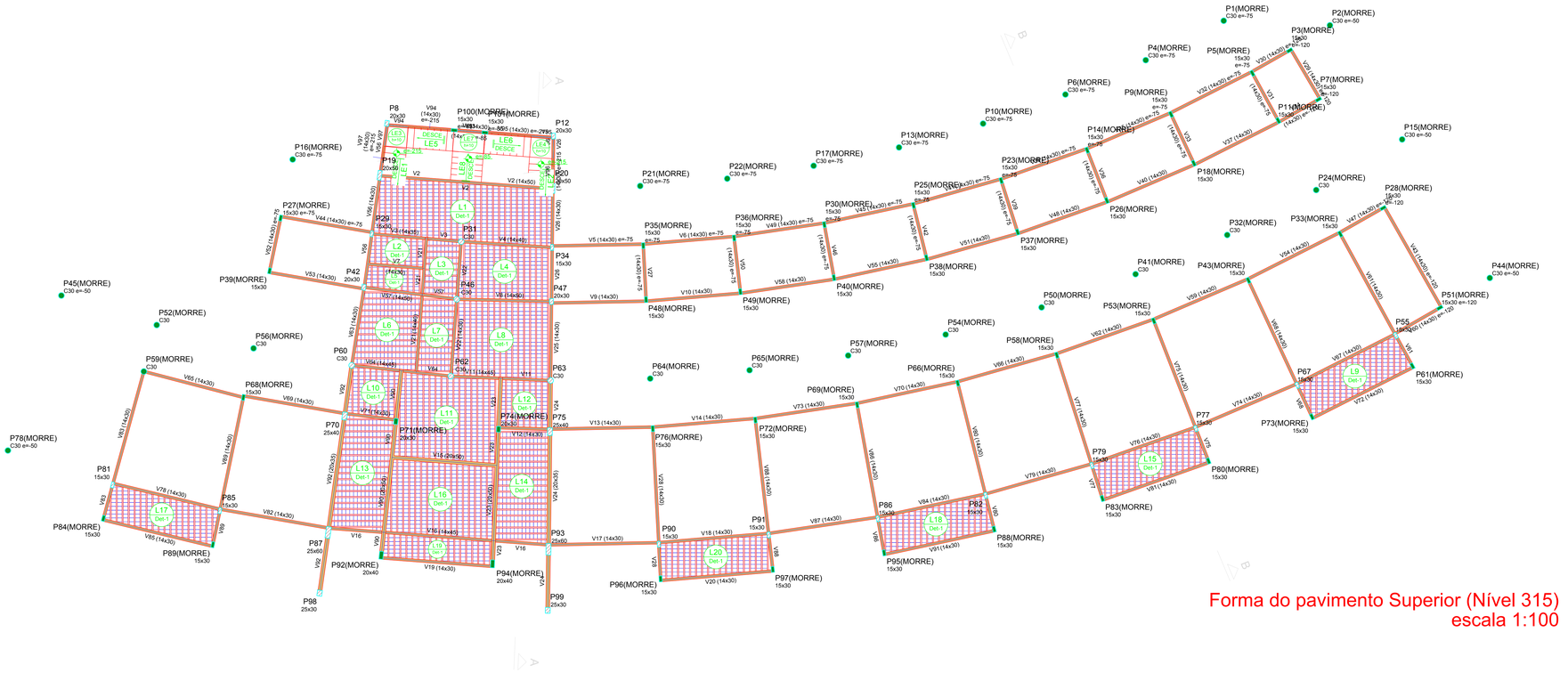

Forma do pavimento Superior (Nível 315)
escala 1:100

Vigas			
Nome	Seção (cm)	Elevação (cm)	Nível (cm)
V1	14x30	0	315
V2	14x50	0	315
V3	14x35	0	315
V4	14x40	0	315
V5	14x30	-75	240
V6	14x30	-75	240
V7	14x30	0	315
V8	14x50	0	315
V9	14x30	0	315
V10	14x30	0	315
V11	14x45	0	315
V12	14x30	0	315
V13	14x30	0	315
V14	14x30	0	315
V15	20x50	0	315
V16	14x45	0	315
V17	14x30	0	315
V18	14x30	0	315
V19	14x30	0	315
V20	14x30	0	315
V21	14x40	0	315
V22	14x30	0	315
V23	20x50	0	315
V24	20x35	0	315
V25	14x30	0	315
V26	14x30	0	315
V27	14x30	-75	240
V28	14x30	0	315
V29	14x30	-120	195
V30	14x30	-120	195
V31	14x30	-75	240
V32	14x30	-75	240
V33	14x30	-75	240
V34	14x30	-120	195
V35	14x30	-75	240
V36	14x30	-75	240
V37	14x30	0	315
V38	14x30	-75	240
V39	14x30	-75	240
V40	14x30	0	315
V41	14x30	-75	240
V42	14x30	-75	240
V43	14x30	-120	195
V44	14x30	-75	240
V45	14x30	-75	240
V46	14x30	-75	240
V47	14x30	-120	195
V48	14x30	0	315
V49	14x30	-75	240
V50	14x30	-75	240
V51	14x30	0	315
V52	14x30	-75	240
V53	14x30	0	315
V54	14x30	0	315
V55	14x30	0	315
V56	14x30	0	315
V57	14x50	0	315
V58	14x30	0	315
V59	14x30	0	315
V60	14x30	-120	195
V61	14x30	0	315
V62	14x30	0	315
V63	14x30	0	315
V64	14x45	0	315
V65	14x30	0	315
V66	14x30	0	315
V67	14x30	0	315
V68	14x30	0	315
V69	14x30	0	315
V70	14x30	0	315
V71	14x30	0	315
V72	14x30	0	315
V73	14x30	0	315
V74	14x30	0	315
V75	14x30	0	315
V76	14x30	0	315
V77	14x30	0	315
V78	14x30	0	315
V79	14x30	0	315
V80	14x30	0	315
V81	14x30	0	315
V82	14x30	0	315
V83	14x30	0	315
V84	14x30	0	315
V85	14x30	0	315
V86	14x30	0	315
V87	14x30	0	315
V88	14x30	0	315
V89	14x30	0	315
V90	20x50	0	315
V91	14x30	0	315
V92	20x35	0	315
V93	14x30	-85	230
V94	14x30	-215	100
V95	14x30	-215	100
V96	14x30	-215	100
V97	14x30	-215	100

Blocos de enchimento						
Detalhe	Tipo	Nome	Dimensões(cm)			Quantidade
			hb	bx	by	
1	Lajota cerâmica	8/8/25/20	8	25	20	3559

Características dos materiais	
fck (kgf/cm²)	Ecs (kgf/cm²)
300	268384

Dimensão máxima do agregado = 19 mm

Pilares			
Nome	Seção (cm)	Elevação (cm)	Nível (cm)
P1	Circ 30	-75	240
P2	Circ 30	-50	265
P3	15 x 30	-120	195
P4	Circ 30	-75	240
P5	15 x 30	-75	240
P6	Circ 30	-75	240
P7	15 x 30	-120	195
P8	20 x 30	0	315
P9	15 x 30	-75	240
P10	Circ 30	-75	240
P11	15 x 30	0	315
P12	20 x 30	0	315
P13	Circ 30	-75	240
P14	15 x 30	-75	240
P15	Circ 30	-50	265
P16	Circ 30	-75	240
P17	Circ 30	-75	240
P18	15 x 30	0	315
P19	20 x 50	0	315
P20	20 x 50	0	315
P21	Circ 30	-75	240
P22	Circ 30	-75	240
P23	15 x 30	-75	240
P24	Circ 30	0	315
P25	15 x 30	-75	240
P26	15 x 30	0	315
P27	15 x 30	-75	240
P28	15 x 30	-120	195
P29	15 x 30	0	315
P30	15 x 30	-75	240
P31	Circ 30	0	315
P32	Circ 30	0	315
P33	15 x 30	0	315
P34	15 x 30	0	315
P35	15 x 30	-75	240
P36	15 x 30	-75	240
P37	15 x 30	0	315
P38	15 x 30	0	315
P39	15 x 30	0	315
P40	15 x 30	0	315
P41	Circ 30	0	315
P42	20 x 30	0	315
P43	15 x 30	0	315
P44	Circ 30	-50	265
P45	Circ 30	-50	265
P46	Circ 30	0	315
P47	20 x 30	0	315
P48	15 x 30	0	315
P49	15 x 30	0	315
P50	Circ 30	0	315
P51	15 x 30	-120	195
P52	Circ 30	0	315
P53	15 x 30	0	315
P54	Circ 30	0	315
P55	15 x 30	0	315
P56	Circ 30	0	315
P57	Circ 30	0	315
P58	15 x 30	0	315
P59	Circ 30	0	315
P60	Circ 30	0	315
P61	15 x 30	0	315
P62	Circ 30	0	315
P63	Circ 30	0	315
P64	Circ 30	0	315
P65	Circ 30	0	315
P66	15 x 30	0	315
P67	15 x 30	0	315
P68	15 x 30	0	315
P69	15 x 30	0	315
P70	25 x 40	0	315
P71	20 x 30	0	315
P72	15 x 30	0	315
P73	15 x 30	0	315
P74	20 x 30	0	315
P75	25 x 40	0	315
P76	15 x 30	0	315
P77	15 x 30	0	315
P78	Circ 30	-50	265
P79	15 x 30	0	315
P80	15 x 30	0	315
P81	15 x 30	0	315
P82	15 x 30	0	315
P83	15 x 30	0	315
P84	15 x 30	0	315
P85	15 x 30	0	315
P86	15 x 30	0	315
P87	25 x 60	0	315
P88	15 x 30	0	315
P89	15 x 30	0	315
P90	15 x 30	0	315
P91	15 x 30	0	315
P92	20 x 40	0	315
P93	25 x 60	0	315
P94	20 x 40	0	315
P95	15 x 30	0	315
P96	15 x 30	0	315
P97	15 x 30	0	315
P98	25 x 30	0	315
P99	25 x 30	0	315
P100	15 x 30	-85	230
P101	15 x 30	-85	230

Área de lajes			
Tipo	Altura (cm)	Bloco de Enchimento	Área (m²)
Pré-moldada	13	8/8/25/20	230.00
Maciça	10	-	15.54

Legenda dos pilares
Pilar que morre
Pilar que passa
Pilar com mudança de seção

Legenda das vigas e paredes
Viga

Detalhe 1 (esc. 1:30)

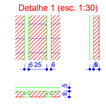

RELAÇÃO DO AÇO

9xP1	5xP2	4xP3	5xP4	
5xP5	2xP9	10xP14	10xP15	
2xP16	10xP24	P25	P27	
2xP17	P34	P35	P36	
P37	9xP55	P62	P63	
P65	8xP67	P70	P71	
2xP78	P79	2xP80	P81	
P83	2xP87	P88	P89	
2xP95	P98	P99		
2xP100				

AÇO	N	DIAM (mm)	QUANT	C.UNIT (cm)	C.TOTAL (cm)
CA50	1	5.0	733	96	70368
	2	5.0	1236	51	63036
	3	5.0	63	30	1890
	4	5.0	126	30	3780
	5	5.0	240	30	7200
	6	5.0	40	130	5200
	7	5.0	294	25	7350
	8	5.0	50	35	1750
	9	5.0	350	34	11900
	10	5.0	50	161	8050
	11	5.0	50	161	8050
	12	5.0	49	101	4949
	13	5.0	49	101	4949
	14	5.0	50	423	21150
	15	10.0	30	262	7860
	16	10.0	14	262	3668
	17	10.0	138	312	43056
	18	12.5	94	357	33558
	19	12.5	94	357	33558
	20	12.5	19	374	7106
	21	12.5	4	379	1516
	22	12.5	4	379	1516
	23	12.5	8	321	2568
	24	16.0	28	312	8736
	25	16.0	28	312	8736
	26	25.0	80	312	25000

RESUMO DO AÇO

AÇO	DIAM (mm)	C.TOTAL (m)	PESO + 10% (kg)
CA50	5.0	865.5	584.6
	10.0	798.5	863.7
	12.5	815.5	1375.1
	16.0	229.3	621.8
	25.0	2402.7	407.4
PESO TOTAL (kg):			
CA50			3852.6
CA60			407.4

Volume de concreto (C-30) = 17.57 m³
Área de forma = 285.90 m²

P1=P4=P6=P10=P13=P16=P17=P21=P22

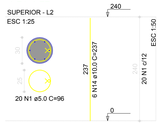

P2=P15=P44=P45=P78



P3=P7=P28=P51

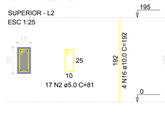

P5=P9=P14=P23=P25=P27=P30=P35=P36



P8=P12

P11=P18=P26=P33=P37=P38=P39=P40=P43=P48=P49=P53=P58=P66=P68=P69=P72=P76



P19=P20

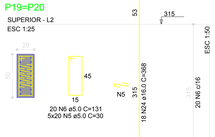

P24=P32=P41=P50=P52=P54=P=P56=P57=P64=P65



P29

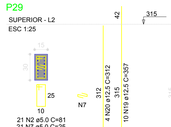

P31=P46=P62



P34

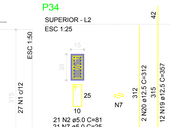

P42

P47



P55=P67=P77=P79=P82=P85=P86=P90=P91

P59

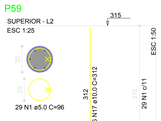

P60

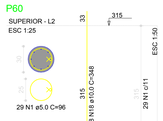

P61=P73=P80=P83=P84=P88=P89=P97



P63



P70=P75

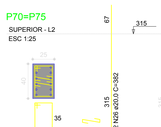

P71

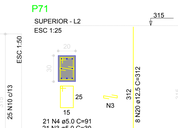

P74

P81

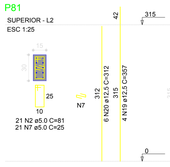

P87=P93

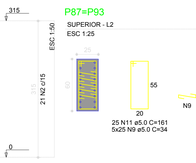

P92=P94

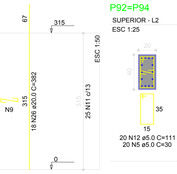

P95=P96

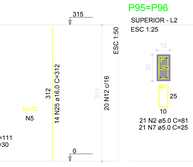

P98

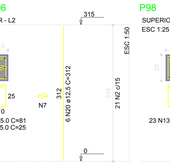

P99

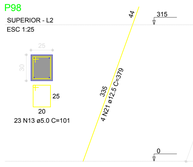

P100=P101

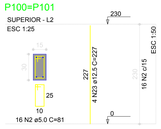

REVISÕES

Rev.	Data:	Descrição

Elaboração:
Prefeitura Municpal de Iracema–Ceará

Obra:
CONSTRUÇÃO DO MERCADO PÚBLICO DE IRACEMA – CE

Projeto:
ESTRUTURAL

Local:
Avenida Projetada, S/N, Bairro Centro, Iracema–CE
Iracema–Ceará

Categoria:
–

Resp. Projeto:
Ricardo Costa Moura
Engenheiro Civil
RNP: 0206906902
Ricardo C. Moura
CREA 11.590–D

Identificação dos Desenhos:
PAVIMENTO SUPERIOR:FORMAS E PILARES

Prancha:
05/14

Desenho:
–

Escala:
INDICADA

Data:
AGOSTO/2018